

# Prototype with Sketch!

Marvel is the quickest way to turn your artboards in Sketch into beautiful interactive prototypes - without needing to code!

How to get started for free:

your full name


Email address

Password (min 6 characters)

Create your free account

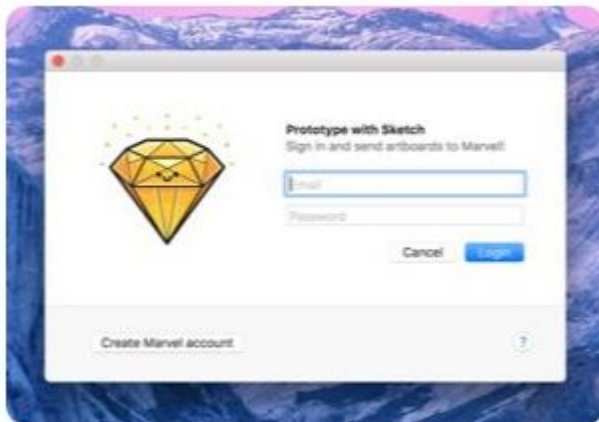
## Step 1

Create your free account on [www.marvelapp.com](https://www.marvelapp.com)



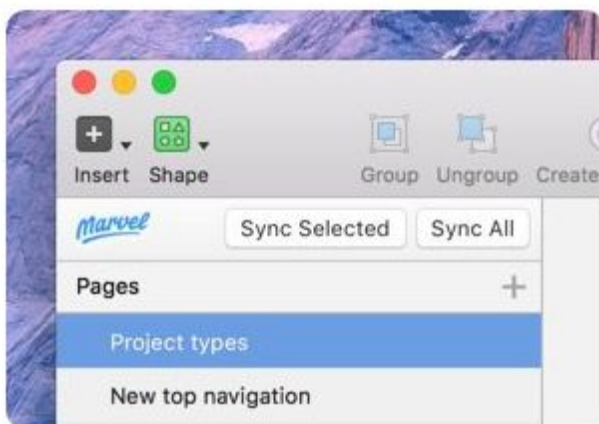
## Step 2

Install the Marvel Sketch plugin by opening 'Marvel' in the folder



## Step 3

Sign in to your Marvel account via the plugin screen.



## Step 4

Select your artboards and click 'Sync Selected' or 'Sync all' or by hitting hitting  $\text{⌘} + \text{⌘} + \text{F}$  on your keyboard!

That's it! Your designs will now be in your Marvel project, ready to prototype!